

Mobile Program Truck Visit Summary

Location: Watertown

Kids Served: 70

Date: June 5-16, 2023

Value of Dental Care: \$68,604

Percentage Of Kids With Tooth Decay



164 teeth with decay.

The Kids' Oral Health*

- 3 missed school because of dental pain in the last year.
- 8 indicated tooth ache.
- 3 visited an ER/Hospital because of dental pain in the last year.
- 20 had never seen a dentist before.
- 57% drink sweetened beverages daily.
- 1% use tobacco.
- 77% brush daily.

Care Provided

Each child was provided a toothbrush, toothpaste, floss and a lesson on how to use them and better care for their teeth at home.

Diagnostic Procedures:

193 | \$9,545

Exams, X-Rays

Preventive Procedures:

625 | \$32,993

Cleaning, Sealants, Fluoride Varnish

Restorative Procedures:

149 | \$26,066

Cavity Fillings, Crowns, Extractions

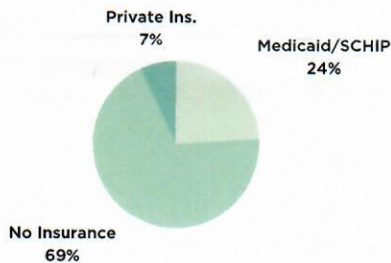
Sealants Placed



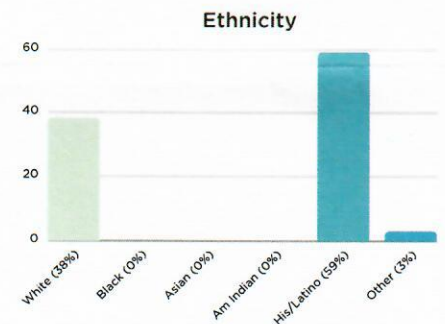
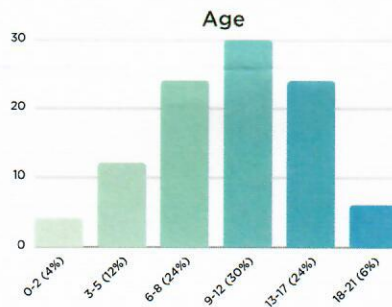
437

Dental sealants are thin coatings applied to molar (back) teeth to prevent cavities. Generally for kids age 6-13, sealants reduce the risk of tooth decay by up to 80% for several years.

Benefits/Coverage



Patient Demographics*



Household Income/Size*

- 19% with income less than \$10,000 with an average of 2.6 children
- 16% with income between \$10,000-\$20,000 with an average of 2.3 children
- 19% with income between \$20,000-\$30,000 with an average of 3.2 children
- 46% with income more than \$30,000 with an average of 3.8 children

Gender

- 50% male
- 50% female

All data with * was reported by parent/guardian on the Patient Information form.